

TOTEM 



KIN Flex



OWNERS MANUAL

# Discover yours.

## CONGRATULATIONS and THANK YOU

We sincerely thank you for having granted Totem the special place in your living environment. These speakers are designed to redefine your musical understanding and open corridors of new experiences. We hope you not only enjoy but experience Totem as your guide to a new and rewarding listening environment! You will without a doubt experience a Totem moment.

## OUR VISION

Created in 1987, Totem's mission is to develop loudspeakers capable of producing an involving performance that is true to the artist's intention. Our goal is to provide designs that are affordable, cosmetically timeless, and invoke an emotional response. Music, movies, TV, and video games are accurately rendered with a powerful focus that is yet soul stirring. Discover yours today.

Each speaker is a 'piece de resistance' that attests to the profound sound staging that can be reproduced by adaptable and innovative engineering. Listen and believe...

Please take the time to fully read this manual prior to beginning set-up. The manual will clearly guide you to achieve the best possible sound that these newly acquired Totem speakers can provide.

## Totem Design Characteristics

Acoustic and aesthetic objectives of all Totem projects include:

- **Enormous sound and powerful bass from a smaller cabinet that can be conveniently integrated into any room.** These are often considered mutually exclusive characteristics.
- **Meticulously crafted for peak performance that lasts decades.** Designed obsolescence is rampant in consumer electronics, we favour longevity.
- **Aesthetics must be timeless and not trendy.** Totem speakers never goes out of style.

All Totem speakers are developed with these **4 design characteristics**:

**1-Proprietary scientific formulas** are the foundation for the essence of Totem, eschewing outdated design guidelines and parameters.

**2-Customized drivers**, each quite unique and either manufactured by us or built to our exacting specs.

**3-Meticulously designed crossovers** composed of the most exotic components and painstakingly assembled.

**4-Artisinal cabinet construction**, designed to maintain peak performance for decades.

The 4 design characteristics produce the following **3 sonic signatures**:

1- **Holographic imaging** for a three-dimensional, expansive soundstage.

2- **Bass impact** that is forceful and logic defying, considering the conveniently sized enclosure.

3- **Most importantly, the linear phase response** for uncanny, almost magical realism.

## TOTEM LIMITED WARRANTY

Please register online at [www.totemacoustic.com](http://www.totemacoustic.com) within two weeks of the purchase date. The Totem speakers must be purchased from a TOTEM AUTHORIZED DEALER.

Keep your original bill or receipt obtained from your Totem Authorized Dealer.

Retain the sturdy carton and all packing material; all warranty repairs are required to be shipped in their original packaging. This ensures no damage during transportation.

All Totem products are created with the utmost care and quality in mind. If ever a problem should arise, Totem's speakers are covered by a **five (5) year limited warranty**, (excluding subwoofers) starting from the date of purchase. The Totem limited warranty applies to products in normal home use only. The warranty is void if serial numbers have been altered or removed. The warranty is void if products show signs of abuse. The warranty is void if the speakers have been tampered with.

Totem KIN Flex speakers require 75-100 hours of actual music playing time as a minimal break-in period. During this time, refrain from playing them at very loud levels. You will notice a definite gradual improvement in the cohesiveness of the music reproduction as this occurs.

We reserve the right to any future change or modification without notice. If you have any further queries or require any classifications, feel free to contact your Totem Authorized Dealer.

## ENVIRONMENTAL INFORMATION

All Totem products are designed to comply with international Restriction of Hazardous Substances (RoHS) and CARB certification.

## UNPACKING

Totem Acoustic keeps to a strict quality control regimen and all factory-sealed products leave our facility in perfect condition. If there are any damages visible or concealed that has occurred in handling it must be reported immediately to your Authorized Totem Dealer. Carefully remove the speaker(s) from the box(es); take caution as the size often defies the actual weight. Save all custom cartons and packaging foam for future use.



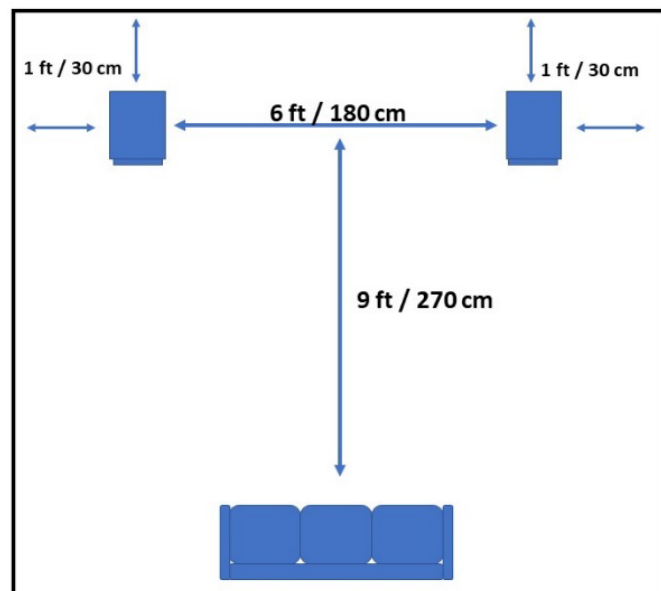
For further assistance, contact your TOTEM AUTHORIZED DEALER or visit the Support Section of the Totem website.

## SPEAKER POSITIONING AND PLACEMENT

Totem produces speakers with great dispersion, both on the vertical and horizontal axis. They can be placed in extremely varied positions and still produce a large and accommodating, non-shifting soundstage. Keep in mind that a room with a variety of materials will deliver a much more harmonized sound. Below are some guidelines for general in- room placement that can help optimize performance.

Bookshelf speakers should be placed on appropriate stands, or shelves, at ear level or above. If they are placed extremely close to the ceiling, you can position them upside down, with the tweeter underneath the woofer. Totem speakers not only image in-between their individual positions but also towards the outside of their axis (both vertical and horizontal). In placing the Bookshelf speakers in room, one may optimize their performance by placing them closer to one another.

Totem generally recommends that bookshelf speakers be positioned 12 in (30.5 cm) from the back wall and side wall to allow a better energy flow and cleaner bass response. Moving them closer to boundaries will result in more bass enhancement but can negatively affect the perceived depth of the soundstage. Moving them farther will result in less bass reinforcement. Placing them anywhere from 4-10 feet (120-300 cm) apart will generally ensure a proper stereo image. A popular guideline is for the listening position distance to be 1.5 times the space between the speakers, so if speakers are 6 feet (180cms) apart you would be 9 feet (270cms) from them. But, all rooms and listening positions are different, so we encourage you to experiment with finding their final ultimate resting spot. We are confident you will thoroughly enjoy them whether they are placed on stands, in a bookshelf, on furniture, wall mounted, and anywhere else you want them. More information can be found on the Support page of our website. [www.totemacoustic.com](http://www.totemacoustic.com)



## WALL MOUNTING

The KIN Monitors can conveniently be wall mounted horizontally or vertically with the supplied bracket and hardware. The flat surface faces the wall and the keyway protrusions face the speaker.

1. In the horizontal position the keyways will point downward and to the left. **See Fig 1.**
2. In the vertical position the keyways will point downward and to the right. **See Fig 2.**
3. Ensure the bracket is level. If speaker cables were passed through the wall, they should exit from the central bracket opening.


4. Attach the bracket to the wall; use the wood screws if you are attaching to a stud, or the wall anchors and associated screws if attaching to drywall. **See Fig 3.**
5. Screw the bolts into the back of the speaker. Align the bolts with the keyway openings and attach the speaker to the bracket. **See Fig 4.**




**FIG 1: Horizontal**



**FIG 2: Vertical**



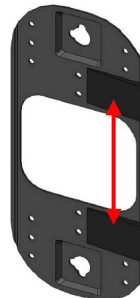
**FIG 3: Hardware**



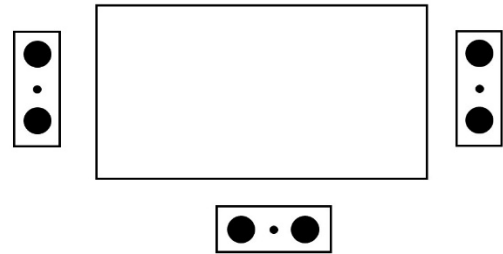
**FIG 4: Bracket Installed**

## VERTICAL MOUNTING OPTION WITH ANGLED PADS

2 supplied angled pads can be applied to the back of the bracket to compensate for the angled baffle and position Flex perfectly parallel to the wall. (See Fig1) While the angled baffle is advantageous in many applications, this option is beneficial when Flex is used as the Left and Right channel in an LCR configuration. (See Fig 2)



**FIG1**




**FIG2**

## CONNECTIONS

All connections should be made with the equipment turned off.

Be certain to connect the positive red (+) terminal of the speaker to the positive red (+) output terminal on the amplifier. Be certain to connect the negative black (-) terminal of the speaker to the negative black (-) output terminal on the amplifier. The speakers will sound out of phase (bass loss and image distortion) if there is an error in your connection.



## DECOUPLING

Totem recommends decoupling the loudspeaker with the supplied feet to break down cabinet resonance for optimum results. Turn the speaker upside down and apply the adhesive backed feet to the 4 corners of the cabinet.

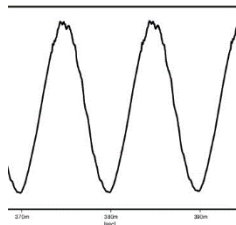


## OUR THOUGHTS ON GRILLS

KIN Flex come equipped with magnetically attaching grilles included in the box. This is a departure from our original practise as for years we did not include grilles and only made them available as an optional accessory. We firmly believe that our customized drivers are of the highest quality, the cabinet is a timeless design, and the combination provides an extremely appealing esthetic.

Our intense listening sessions are conducted without a grille and we believe yours should as well. Only our architectural speakers are voiced with a grille in place because of the strong cosmetic preferences associated with their very specific application.

## AMPLIFIER DISTORTION




The most common source of speaker damage results from amplifier distortion. Your amplifier may run out of clean power upon listening at loud levels. A direct consequence of such an overuse is distorted power, producing a greater quantity of distortion than its rated output power. This provides a threat of damage to any loudspeaker.

The greater the amplifier power, the safer the loudness potential. A 50 watt/channel amplifier, if driven above this 50 watt/channel limit, will naturally produce multiplicatively more distortion than at 50 watts. A 120 watt/channel amplifier will have substantial distortion above 120 watts but will not allow any significant distortion below 100 watts. To conclude, more amplifier power provides cleaner power and less possibility for damage.

## VOLUME

Volume controls on the amplifier/ receiver/preamplifier are very misleading. Please note that the volume control does not address power-output, but simply adjusts the audible level of music. It is the type of music being played that has an incidence on the amount of power used at a given volume level. Less dynamic music utilizes lesser amplifier power than more dynamic music does. With most music, the amplifier reaches its maximum power between the 11 and 1 o'clock position on the volume dial.



Distortion is inevitable when the amplifier is pushed above its rated output level, which may result in speaker damage. This occurs with any type of speaker. This type of damage constitutes abuse and may not be covered by warranty. Be attentive to the instant distortion commences, turning the volume control down to prevent speaker and/or amplifier damage.

## LIMITS

Be wary of providing more power than is appropriate for your speakers and damaging them. Although a more powerful amplifier may provide better sound, it is very important to utilize speakers within their power-range rating to prevent damage.

## SPECIFICATIONS

<b>Design:</b>	Compact monitor
<b>Tweeter:</b>	1" Titanium Infused Soft Dome
<b>Woofers:</b>	Dual 4" Natural Hybrid
<b>Power Handling:</b>	20-125w RMS
<b>Frequency response:</b>	95Hz – 22kHz +-3dB
<b>Impedance:</b>	6 ohms
<b>Sensitivity:</b>	89dB
<b>Dimensions (WxHxD) :</b>	14.55" x 5.11" x 4.21" / 370 x 130 x 107mm
<b>Weight:</b>	9.45 lb / 4.28 kg each
<b>Break-in Time:</b>	50 - 100 hours
<b>Placement from rear wall:</b>	Flush - 2' / 0 – 60.96cm
<b>Placement distance apart:</b>	3' - 12' / 91.44 – 365.76cm

We sincerely hope you enjoy your Totem speakers and greatly appreciate your patronage. New products are consistently being developed so be sure to periodically visit your authorized Totem dealer or our website to keep informed on everything Totem has to offer.

We would very much appreciate if you took the time to register your product online. Product registration leads to quicker assistance and more efficient support in the rare case that your speaker should have a problem. This can be done quickly and easily in the support section of our site:

<https://totemacoustic.com/register-your-product/>

If you require additional information or further assistance on the Totem you've discovered, contact your TOTEM AUTHORIZED DEALER or visit the warranty section of the Totem website at:

<https://totemacoustic.com/warranty/>

Follow and Like us on Facebook:

<https://www.facebook.com/totemacoustic/>

